

CATALOGUE #03

everyday LIGHT



LA
MIA
LUCE

È ...

is ...



LA LUCE GIUSTA PER OGNI MOMENTO

the right light
for every moment





INDEX

Scopri il tuo stile,
scegli la lampada adatta a te.

LA MIA LUCE è la tua luce!

Find out your style,
choose the lamp which suits you
LA MIA LUCE is your light!



ADAM
06-07



ANEMONE
52-53



ANGELICA
50-51



ASTON
30-31



ASTROS
62



BLADE
65



BUDELLI
21



CAMP
40-43



DOCK
34-35



FASSA
36-39



FIORDALISO
32-33



GALAXY
60-61



GALLURA
18-19



GLICINE
44-45



GLOW
22-25



IBIZA
48-49

JUDY
10-11

KASA
64

KATY
08-09

KENT
55-57



KYMI
63

LYNN
54

MOMO
58

**MULTIPLE
CHARGER**
13

NAXAR
59



NORDAL
28-29

OLBIA
14-17

SORRENTO
69

STINTINO
20

TIRRENO
46-47



TRANI
68

TRIS
26-27

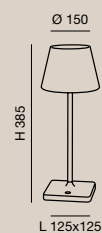
TUCSON
66-67



ADAM

Struttura in metallo e polietilene.
Structure in metal and polyethylene.
Monture en métal et polyéthylène.
Metall und Polyethylen.

- **3701-30-104**
Rosso - Red
Rouge - Rot
- **3701-30-170**
Arancio - Orange
Orange - Orangefarbig
- **3701-30-350**
Grigio scuro - Dark gray
Gris foncé - Dunkelgrau
- **3701-30-361**
Corten - Corten
Corten - Rostbraun



LED WARM WHITE
2,5W - 200 lm



Regolazione luce al tocco - Touch dimmer
Variateur sensitif - Touchdimmer

Ricaricabile - Rechargeable
Rechargeable - Wiederaufladbare

USB charger





KATY

Struttura in metallo.
Metal frame.
Monture en métal.
Metall.

● **3678-30-101**

Nero - Black
Noir - Schwarz

○ **3678-30-102**

Bianco - White
Blanc - Weiß

● **3678-30-189**

Oro - Gold
Or - Gold

● **3678-30-361**

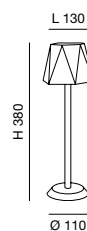
Corten - Corten
Corten - Rostbraun

LED WARM WHITE
3W - 320 lm

CE IP54


Regolazione luce al tocco - Touch dimmer
Variateur sensible - Touchdimmer

Ricaricabile - Rechargeable
Wiederaufladbar









JUDY

Struttura in metallo.
Metal frame.
Monture en métal.
Metall.

● **3679-30-101**

Nero - Black
Noir - Schwarz

○ **3679-30-102**

Bianco - White
Blanc - Weiß

● **3679-30-189**

Oro - Gold
Or - Gold

● **3679-30-361**

Corten - Corten
Corten - Rostbraun

LED WARM WHITE
3W - 320 lm

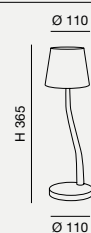
CE   IP54 



Regolazione luce al tocco - Touch dimmer
Variateur sensitif - Touchdimmer



Ricaricabile - Rechargeable
Rechargeable - Wiederaufladbare





RICARICHIAMOCI INSIEME!

Let's get recharged!

MULTIPLE CHARGER

Caricatore USB (tipo A) multiplo - 60W max. - 12 porte (da 1A a 2,4A - output max 12A)
Alimentazione 100-240V 50/60Hz. Con interruttore.

Multiple USB (Type A) charger - 60W max. - 12 ports (from 1A to 2.4A - max output 12A)
Power supply 100-240V 50 / 60Hz. With switch.

Chargeur multiple USB (Type A) - 60W max. - 12 ports (de 1A à 2,4A - sortie max 12A)
Alimentation 100-240V 50/60Hz. Avec interrupteur.

Mehrfach-USB-Ladegerät (Typ A) - 60 W max - 12 Ports (von 1A bis 2,4A - max. Ausgang 12A)
Stromversorgung 100-240V 50/60Hz. Mit Schalter.

● 3746-50-101

CE  IP20



Pratico caricabatterie utilizzabile per la ricarica/alimentazione degli art. 3379-30, 3380-30, 3678-30, 3679-30, 3701-30 ed altri dispositivi ricaricabili tramite presa USB.

Practical charger that can be used for recharging/powering the art. 3379-30, 3380-30, 3678-30, 3679-30, 3701-30 and other rechargeable devices via USB socket.

Chargeur pratique pouvant être utilisé pour recharger/alimenter l'art. 3379-30, 3380-30, 3678-30, 3679-30, 3701-30 et autres appareils rechargeables via une prise USB.

Praktisches Ladegerät zum Aufladen/Betreiben des art. 3379-30, 3380-30, 3678-30, 3679-30, 3701-30 und andere wiederaufladbare Geräte über USB-Buchse.



OLBIA

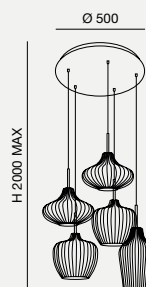
Struttura in metallo e vetro soffiato.
Metal frame and blown glass.
Monture en métal et verre soufflé.
Metall und geblasenes Glas.

○ 3725-49-363

Ambra, azzurro e champagne
Amber, azure and champagne
Ambre, azur et champagne
Amber, azurblau
und champagner

E27
5X40W


CE  IP20

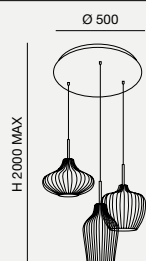


○ 3725-47-363

Ambra, azzurro e champagne
Amber, azure and champagne
Ambre, azur et champagne
Amber, azurblau
und champagner

E27
3X40W

CE  IP20







OLBIA

Struttura in metallo e vetro soffiato.
Metal frame and blown glass.
Monture en métal et verre soufflé.
Metall und geblasenes Glas.

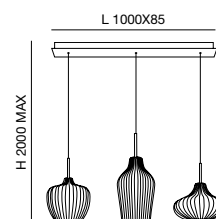


○ **3725-48-363**

Ambra, azzurro e champagne
Amber, azure and champagne
Ambre, azur et champagne
Amber, azurblau
und champagner

E27
3X40W

CE  IP20



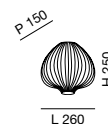


OLBIA

Struttura in metallo e vetro soffiato.
Metal frame and blown glass.
Monture en métal et verre soufflé.
Metall und geblasenes Glas.

● **3725-21-125**

Ambra - Amber
Ambre - Amber



● **3725-21-167**

Champagne - Champagne
Champagne - Champagner

● **3725-21-244**

Azzurro - Light blue
Bleu - Azurblau

E27
1X40W

CE IP20



GALLURA

Struttura in metallo e vetro soffiato.
Metal frame and blown glass.
Monture en métal et verre soufflé.
Metall und geblasenes Glas.

● **3722-40-125**

Ambra - Amber
Ambre - Amber




● **3722-40-167**

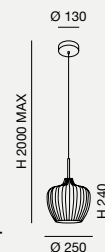
Champagne - Champagne
Champagne - Champagner

● **3722-40-244**

Azzurro - Light blue
Bleu - Azurblau

E27
1X40W

CE    IP20



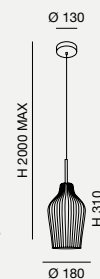




STINTINO

Struttura in metallo e vetro soffiato.
Metal frame and blown glass.
Monture en métal et verre soufflé.
Metall und geblasenes Glas.

- **3724-40-125**
Ambra - Amber
Ambre - Amber
- **3724-40-167**
Champagne - Champagne
Champagne - Champagner
- **3724-40-244**
Azzurro - Light blue
Bleu - Azurblau



E27
1X40W


CE IP20



BUDELLI

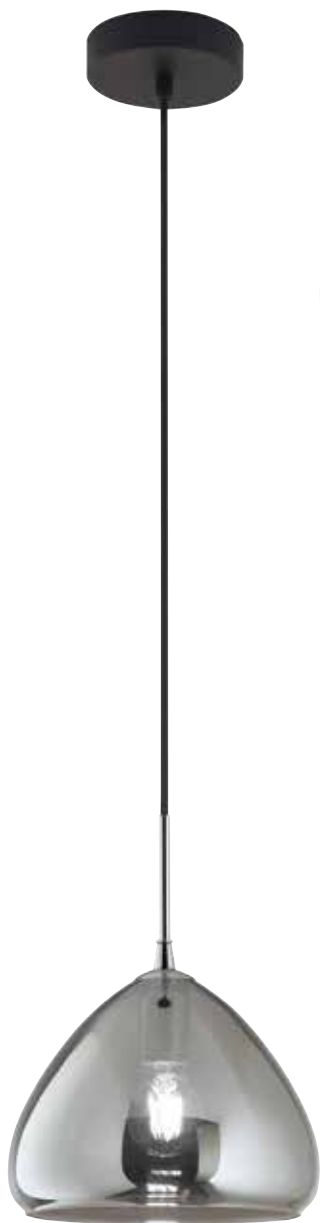
Struttura in metallo e vetro soffiato.
Metal frame and blown glass.
Monture en métal et verre soufflé.
Metall und geblasenes Glas.

- **3723-40-125**
Ambra - Amber
Ambre - Amber
- **3723-40-167**
Champagne - Champagne
Champagne - Champagner
- **3723-40-244**
Azzurro - Light blue
Bleu - Azurblau



E27
1X40W

CE IP20



GLOW

Struttura in metallo e vetro soffiato.
Metal frame and blown glass.
Monture en métal et verre soufflé.
Metall und geblasenes Glas.




● **3667-40-118**

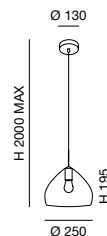
Ottone - Brass
Laiton - Messing

● **3667-40-138**

Cromo - Chrome
Chromé - Verchromt

E27
1X40W

CE    IP20






● **3667-45-118**

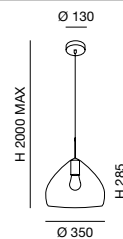
Ottone - Brass
Laiton - Messing

● **3667-45-138**

Cromo - Chrome
Chromé - Verchromt

E27
1X40W

CE    IP20







GLOW

Struttura in metallo e vetro soffiato.
Metal frame and blown glass.
Monture en métal et verre soufflé.
Metall und geblasenes Glas.

● **3667-42-118**

Ottone - Brass
Laiton - Messing

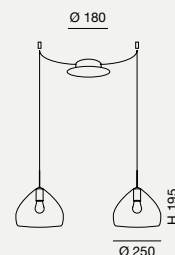
● **3667-42-138**

Cromo - Chrome
Chromé - Verchromt

E27
2X40W

CE   IP20

Lunghezza di ogni cavo 3500 mm
Length of each cable 3500 mm
Longueur de chaque cable 3500 mm
Kabellänge je 3500 mm





GLOW

Struttura in metallo e vetro soffiato.
Metal frame and blown glass.
Monture en métal et verre soufflé.
Metall und geblasenes Glas.





● **3667-48-118**

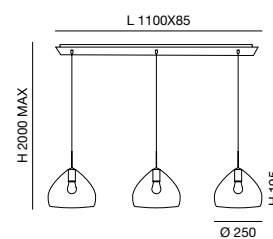
Ottone - Brass
Laiton - Messing

● **3667-48-138**

Cromo - Chrome
Chromé - Verchromt

E27
3X40W

CE   IP20





TRIS

Struttura in metallo e vetro borosilicato.
Metal frame and borosilicate glass.
Monture en métal et verre borosilicaté.
Metall und Borsilicatglas.

● **3582-40-125**

Ambra - Amber
Ambre - Amber

● **3582-40-126**

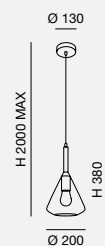
Fumé - Transparent grey
Gris transparent
Grau transparent

○ **3582-40-241**

Trasparente - Transparent
Transparent - Transparent

E27
1X40W

CE IP20



● **3582-47-125**

Ambra - Amber
Ambre - Amber

● **3582-47-126**

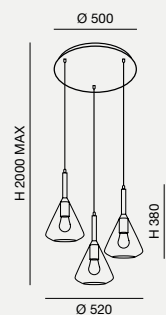
Fumé - Transparent grey
Gris transparent
Grau transparent

○ **3582-47-241**

Trasparente - Transparent
Transparent - Transparent

E27
3X40W

CE IP20







NORDAL

Struttura in metallo e vetro soffiato.
Metal frame and blown glass.
Monture en métal et verre soufflé.
Metall und geblasenes Glas.



● **3662-47-125**

Ambra - Amber
Ambre - Amber

● **3662-47-126**

Fumé - Transparent grey
Gris transparent
Grau transparent

E27
3X40W

CE   IP20







ASTON

Struttura in metallo e vetro soffiato.
Metal frame and blown glass.
Monture en métal et verre soufflé.
Metall und geblasenes Glas.



● **3585-40-125**

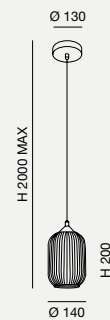
Ambra - Amber
Ambre - Amber

● **3585-40-126**

Fumé - Transparent grey
Gris transparent
Grau transparent

E27
1X40W

CE   IP20









FIORDALISO

Struttura in metallo e vetro soffiato.
Metal frame and blown glass.
Monture en métal et verre soufflé.
Metall und geblasenes Glas.



● **3583-40-125**

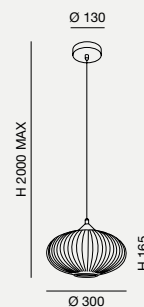
Ambra - Amber
Ambre - Amber

● **3583-40-126**

Fumé - Transparent grey
Gris transparent
Grau transparent

E27
1X40W

CE   IP20





DOCK

Struttura in metallo e vetro soffiato.
Metal frame and blown glass.
Monture en métal et verre soufflé.
Metall und geblasenes Glas.


● **3584-40-125**

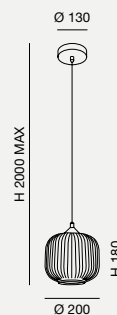
Ambra - Amber
Ambre - Amber

● **3584-40-126**

Fumé - Transparent grey
Gris transparent
Grau transparent

E27
1X40W

CE   IP20







FASSA

Struttura in metallo.
Metal frame.
Monture en métal.
Metall.



● **3706-40-101**

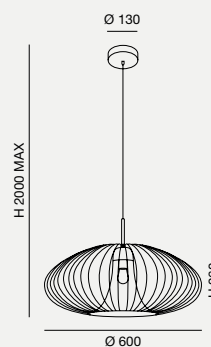
Nero - Black
Noir - Schwarz

● **3706-40-225**

Oro opaco
Gold matt
Or mat
Gold edelmatt

E27
1X40W

CE   IP20









FASSA

Struttura in metallo.
Metal frame.
Monture en métal.
Metall.



● **3706-65-101**

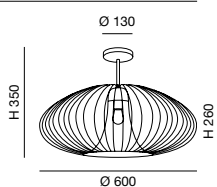
Nero - Black
Noir - Schwarz

● **3706-65-225**

Oro opaco
Gold matt
Or mat
Gold edelmatt

E27
1X40W

CE   IP20





CAMP

Struttura in metallo.
Metal frame.
Monture en métal.
Metall.

● **3677-40-101**

Nero - Black
Noir - Schwarz

○ **3677-40-102**

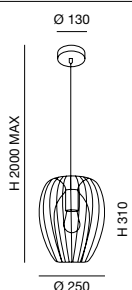
Bianco - White
Blanc - Weiß

● **3677-40-225**

Oro opaco - Gold matt
Or mat - Gold edelmatt

E27
1X40W

CE IP20



● **3677-45-101**

Nero - Black
Noir - Schwarz

○ **3677-45-102**

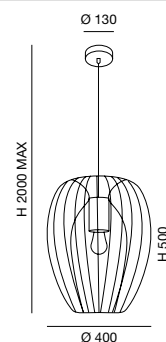
Bianco - White
Blanc - Weiß

● **3677-45-225**

Oro opaco - Gold matt
Or mat - Gold edelmatt

E27
1X40W

CE IP20





CAMP

Struttura in metallo.
Metal frame.
Monture en métal.
Metall.

● **3677-47-101**

Nero - Black
Noir - Schwarz



○ **3677-47-102**

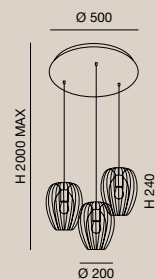
Bianco - White
Blanc - Weiß

● **3677-47-225**

Oro opaco
Gold matt
Or mat
Gold edelmatt

E27
3X40W

CE   IP20





CAMP

Struttura in metallo.
Metal frame.
Monture en métal.
Metall.

● **3677-34-101**

Nero - Black
Noir - Schwarz



○ **3677-34-102**

Bianco - White
Blanc - Weiß

● **3677-34-225**

Oro opaco - Gold matt
Or mat - Gold edelmatt

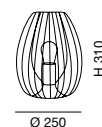
E27
1X40W

CE IP20

Con interruttore - With switch
Avec interrupteur - Mit Schalter

● **3677-30-101**

Nero - Black
Noir - Schwarz



○ **3677-30-102**

Bianco - White
Blanc - Weiß

● **3677-30-225**

Oro opaco - Gold matt
Or mat - Gold edelmatt

E27
1X40W

CE IP20

Con interruttore - With switch
Avec interrupteur - Mit Schalter





GLICINE

Struttura in metallo.
Metal frame.
Monture en métal.
Metall.

● **3581-40-101**

Nero - Black
Noir - Schwarz


○ **3581-40-102**

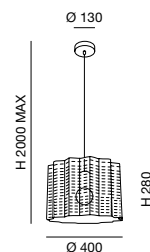
Bianco - White
Blanc - Weiß

● **3581-40-225**

Oro opaco - Gold matt
Or mat - Gold edelmatt

E27
1X60W

CE  IP20





GLICINE

Struttura in metallo.
Metal frame.
Monture en métal.
Metall.

● **3581-45-101**

Nero - Black
Noir - Schwarz

○ **3581-45-102**

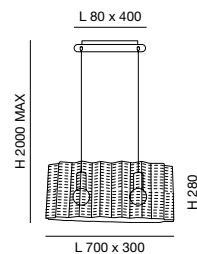
Bianco - White
Blanc - Weiß

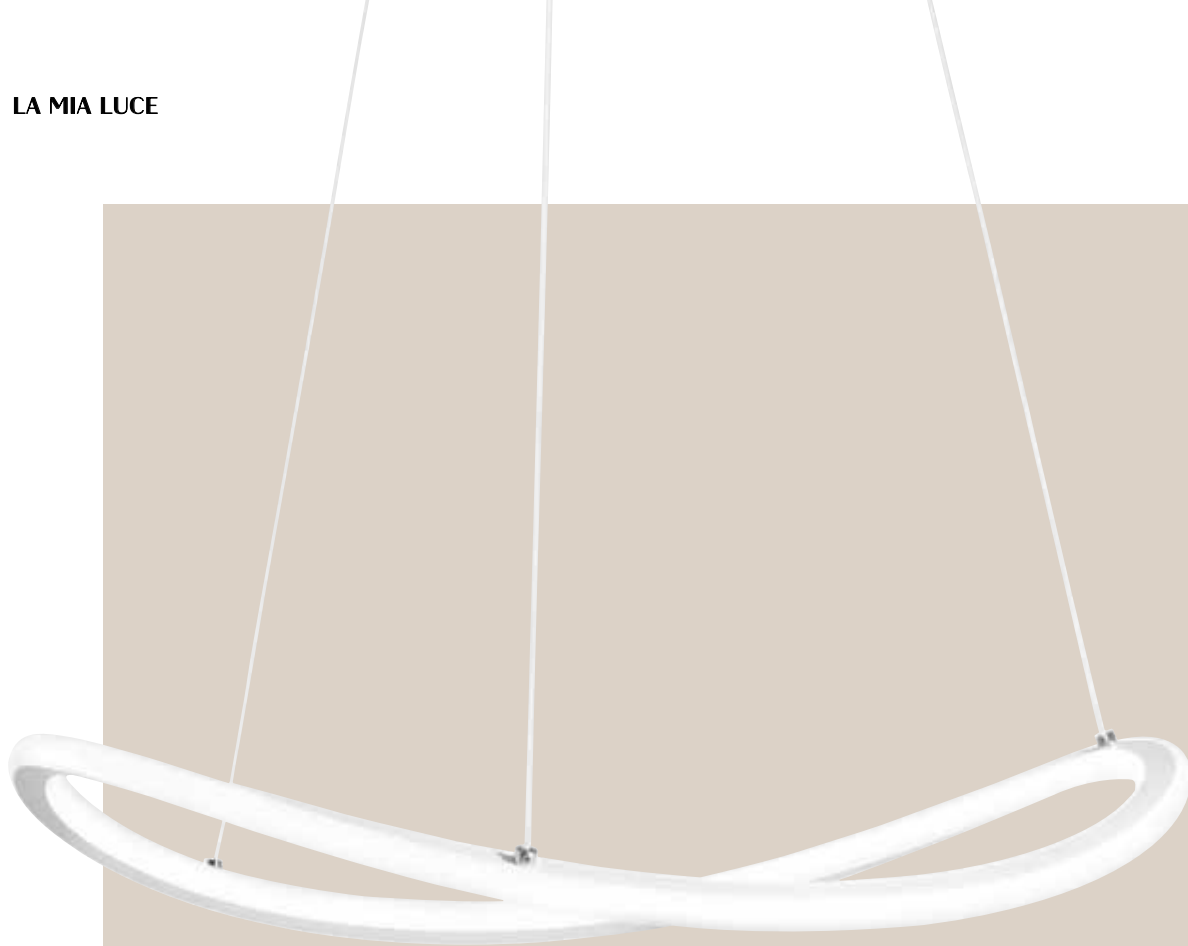
● **3581-45-225**

Oro opaco - Gold matt
Or mat - Gold edelmatt

E27
2X60W

CE  IP20





TIRRENO


Struttura in metallo e metacrilato.
Metal and methacrylate frame.
Monture en métal et métachrylate.
Metall- und Methacrylat.

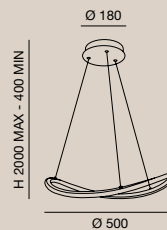
○ **3711-40-102**

Bianco - White
Blanc - Weiß

Led warm white
30W - 3600 lm

CE   IP20 

 Dimmerabile a step - Step dimmable
Gradable - In Stufen dimmbar




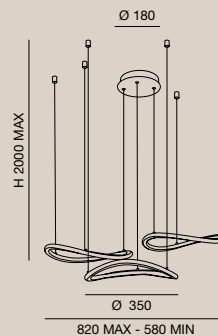
○ **3711-47-102**

Bianco - White
Blanc - Weiß


Led warm white
50W - 6000 lm

CE   IP20 

 Dimmerabile a step
Step dimmable
Gradable
In Stufen dimmbar









IBIZA

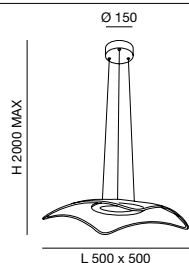
Struttura in metallo e metacrilato.
Metal and methacrylate frame.
Monture en métal et métachrylate.
Metall- und Methacrylat.

○ 3589-45-102

Bianco - White
Blanc - Weiß

Led warm white
32W - 4000 lm

CE IP20



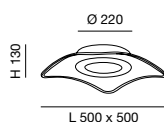
LED dimmerabile a taglio di fase
Phase cut dimmable LED
LED dimmable à découpage de phase
LED dimmbar (über Phasen- und abschnitt-
timer)

○ 3589-65-102

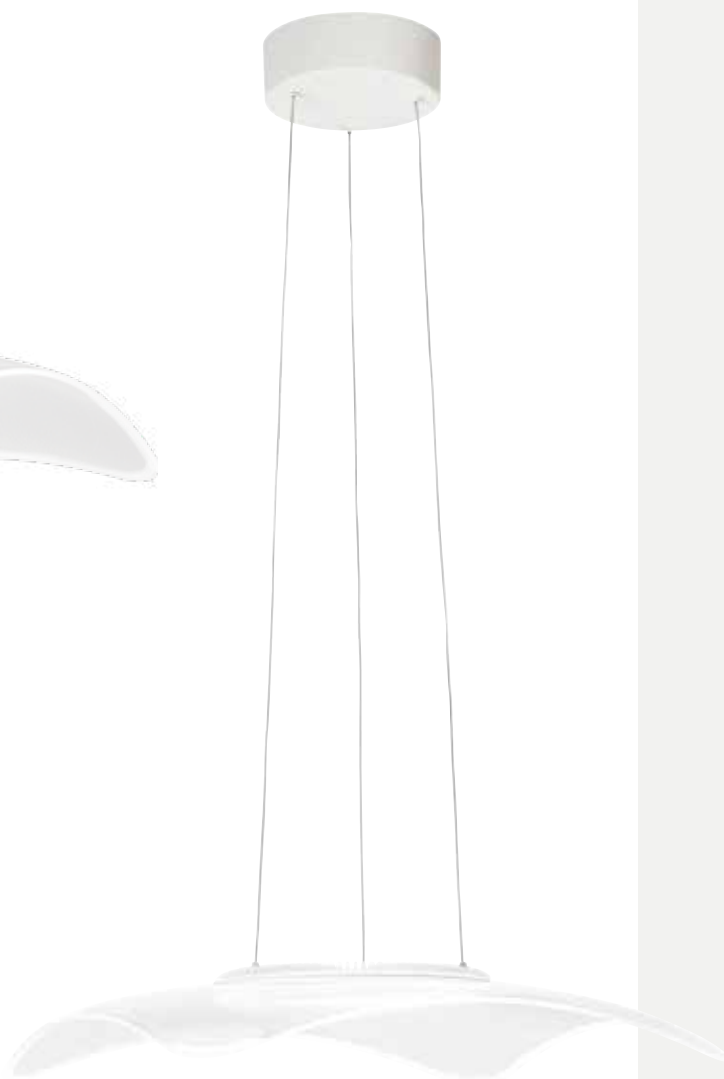
Bianco - White
Blanc - Weiß

Led warm white
32W - 4000 lm


CE IP20



LED dimmerabile a taglio di fase
Phase cut dimmable LED
LED dimmable à découpage de phase
LED dimmbar (über Phasen- und abschnitt-
timer)







ANGELICA

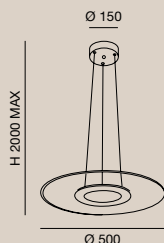
Struttura in metallo e metacrilato.
Metal and methacrylate frame.
Monture en métal et métachrylate.
Metall- und Methacrylat.

○ **3592-45-102**

Bianco - White
Blanc - Weiß

Led warm white
32W- 4000 lm

CE IP20



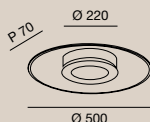
LED dimmerabile a taglio di fase
Phase cut dimmable LED
LED dimmable à découpage de phase
LED dimmbar (über Phasen- und abschnitt-
timer)

○ **3592-65-102**

Bianco - White
Blanc - Weiß

Led warm white
32W - 4000 lm

CE IP20



LED dimmerabile a taglio di fase
Phase cut dimmable LED
LED dimmable à découpage de phase
LED dimmbar (über Phasen- und abschnitt-
timer)



ANEMONE

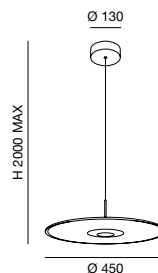
Struttura in metallo e metacrilato.
Metal and methacrylate frame.
Monture en métal et méthacrylate.
Metall- und Methacrylat.

○ 3590-45-102

Bianco - White
Blanc - Weiß

Led warm white
18W - 2500 lm

CE IP20



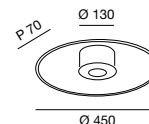
LED dimmerabile a taglio di fase
Phase cut dimmable LED
LED dimmable à découpage de phase
LED dimmbar (über Phasen- und abschnitt-dimmer)

○ 3590-65-102

Bianco - White
Blanc - Weiß

Led warm white
18W - 2500 lm

CE IP20



LED dimmerabile a taglio di fase
Phase cut dimmable LED
LED dimmable à découpage de phase
LED dimmbar (über Phasen- und abschnitt-dimmer)







LYNN

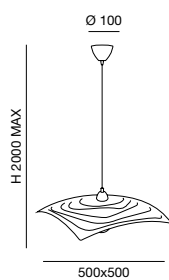
Struttura in metallo e vetro in lastra.
Metal frame and plate glass.
Monture en metal et verre plat.
Metallgestell und Glas.

○ **3062-45-102**

Bianco - White
Blanc - Weiß

E27
1X75W

CE   IP20







KENT

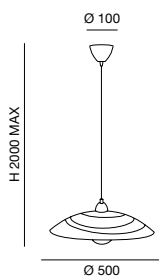
Struttura in metallo e vetro in lastra.
 Metal frame and plate glass.
 Monture en metal et verre plat.
 Metallgestell und Glas.

○ **3061-45-102**

Bianco - White
 Blanc - Weiß

E27
 1X75W

CE   IP20







KENT

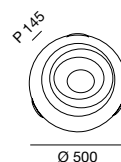
Struttura in metallo e vetro in lastra.
Metal frame and plate glass.
Monture en metal et verre plat.
Metallgestell und Glas.

○ **3061-64-102**

Bianco - White
Blanc - Weiß

E27
3X40W



CE   IP20

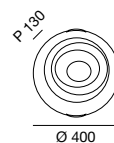


○ **3061-65-102**

Bianco - White
Blanc - Weiß

E27
2X60W

CE   IP20

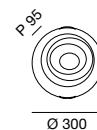


○ **3061-61-102**

Bianco - White
Blanc - Weiß

E27
1X60W

CE   IP20







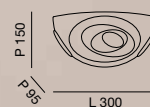
KENT

Struttura in metallo e vetro in lastra.
Metal frame and plate glass.
Monture en metal et verre plat.
Metallgestell und Glas.

○ **3061-21-102**
Bianco - White
Blanc - Weiß

E27
1X60W

CE   IP20





MOMO

Struttura in metallo e vetro in lastra.
Metal frame and plate glass.
Monture en métal et verre plat.
Metall und Glas.

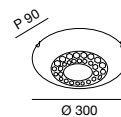


○ **3334-61-102**

Bianco - White
Blanc - Weiß

Led warm white
12W - 1260 lm

CE IP20



○ **3334-62-102**

Bianco - White
Blanc - Weiß

Led natural white
12W - 1300 lm

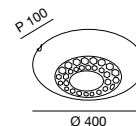
CE IP20

○ **3334-65-102**

Bianco - White
Blanc - Weiß

Led warm white
21W - 2010 lm

CE IP20



○ **3334-66-102**

Bianco - White
Blanc - Weiß

Led natural white
21W - 2070 lm

CE IP20



NAXAR

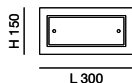
Struttura in metallo e vetro in lastra.
Metal frame and plate glass.
Monture en métal et verre plat.
Metall und Glas.

○ **3238-21-102**

Bianco - White
Blanc - Weiß

E27
1X60W

CE IP20


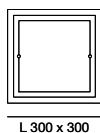


○ **3238-61-102**

Bianco - White
Blanc - Weiß

E27
2X60W

CE IP20

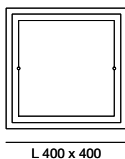


○ **3238-65-102**

Bianco - White
Blanc - Weiß

E27
2X60W

CE IP20





GALAXY

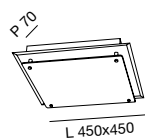
Struttura in metallo e vetro in lastra.
Metal frame and plate glass.
Monture en metal et verre plat.
Metallgestell und Glas.

○ **3285-65-102**

Bianco - White
Blanc - Weiß

Led natural white
21W - 2330 lm

CE Ⓢ ⊕ IP20 E

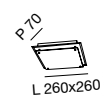


○ **3285-69-102**

Bianco - White
Blanc - Weiß

Led natural white
12W - 1300 lm

CE Ⓢ ⊕ IP20 E

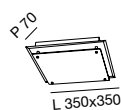


○ **3285-61-102**

Bianco - White
Blanc - Weiß

Led natural white
18W - 2070 lm

CE Ⓢ ⊕ IP20 E







ASTROS

Struttura in metallo e vetro in lastra.
Metal frame and plate glass.
Monture en métal et verre plat.
Metall und Glas.

○ **3286-61-102**

Bianco - White
Blanc - Weiß

Led natural white
12W - 1300 lm

CE IP20



○ **3286-62-102**

Bianco - White
Blanc - Weiß

Led warm white
12W - 1260 lm

CE IP20

○ **3286-65-102**

Bianco - White
Blanc - Weiß

Led natural white
18W - 2070 lm

CE IP20



○ **3286-66-102**

Bianco - White
Blanc - Weiß

Led warm white
18W - 2010 lm

CE IP20



KYMI

Struttura in metallo e vetro in lastra.
Metal frame and plate glass.
Monture en métal et verre plat.
Metall und Glas.



○ **3287-61-102**

Bianco - White
Blanc - Weiß

Led natural white
12W - 1300 lm

CE   IP20 



○ **3287-62-102**

Bianco - White
Blanc - Weiß

Led warm white
12W - 1260 lm

CE   IP20 

○ **3287-65-102**

Bianco - White
Blanc - Weiß

Led natural white
18W - 2070 lm

CE   IP20 



○ **3287-66-102**

Bianco - White
Blanc - Weiß

Led warm white
18W - 2010 lm

CE   IP20 



KASA

Struttura in metallo.
Metal frame.
Monture en métal.
Metall.



● **3347-40-101**

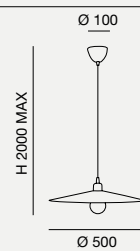
Nero - Black
Noir - Schwarz

○ **3347-40-102**

Bianco - White
Blanc - Weiß

E27
1X60W

CE   IP20





BLADE

Struttura in alluminio e policarbonato. Alimentatore incluso.

Aluminum and polycarbonate frame. Driver included.

Structure en aluminium et polycarbonate. Transformateur inclus.

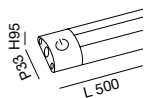
Aluminium und polycarbonat. Treiber enthalten.

○ 6725-04-092



Bianco - White
Blanc - Weiß

Led natural white
5W - 490 lm

CE   IP20 



Regolazione luce al tocco - Touch dimmer
Variateur sensible - Touchdimmer

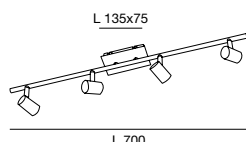


TUCSON

Struttura in metallo.
Metal frame.
Monture en métal.
Metall.

● **2937-80-178**


Nichel satinato
Satined nickel
Nickel satiné
Nickel satiniert



GU10
4X50W

CE   IP20

 Senza interruttore - Without switch
Sans interrupteur - Zonder Schalter

 Lampadina esclusa - Bulb excluded
Ampoule exclue - Leuchtmittel nicht inklusiv

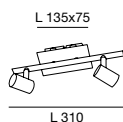


TUCSON

Struttura in metallo.
Metal frame.
Monture en métal.
Metall.

● 2937-82-178


Nichel satinato
Satined nickel
Nickel satiné
Nickel satiniert



GU10
2X50W

CE   IP20

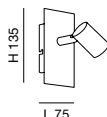
 Con doppio interruttore - With double lighting
Avec double allumage - Getrennt schaltbar

 Lampadina esclusa - Bulb excluded
Ampoule exclue - Leuchtmittel nicht inklusiv



● 2937-81-178


Nichel satinato
Satined nickel
Nickel satiné
Nickel satiniert



GU10
1X50W

CE   IP20

 Con interruttore - With switch
Avec interrupteur - Mit Schalter

 Lampadina esclusa - Bulb excluded
Ampoule exclue - Leuchtmittel nicht inklusiv



TRANI

Struttura in plastica e pelle.
Plastic frame and leather.
Monture en plastique et cuir.
Kunststoff und Leder.

● **3380-30-101**

Nero - Black
Noir - Schwarz

Led Daylight white
5W - 300 lm

CE



Regolazione luce al tocco - Touch dimmer
Variateur sensitif - Touchdimmer



SORRENTO


Struttura in plastica e gomma.
 Plastic frame and rubber.
 Monture en plastique et caoutchouc.
 Kunststoff und Kautschuk.

○ **3379-30-102**

Bianco - White
 Blanc - Weiß

Led Daylight white
 + RGB 3+2W - 250 lm

CE   

 Regolazione luce al tocco - Touch dimmer
 Variateur sensible - Touchdimmer



**INDICE PER
CODICE PRODOTTO
ITEM CODE
INDEX**

product code	product name	page
2937	Tucson	66
3061	Kent	55
3062	Lynn	54
3238	Naxar	59
3285	Galaxy	60
3286	Astros	62
3287	Kymi	63
3334	Momo	58
3347	Kasa	64
3379	Sorrento	69
3380	Trani	68
3581	Glicine	44
3582	Tris	26
3583	Fiordaliso	32
3584	Dock	34
3585	Aston	30
3589	Ibiza	48
3590	Anemone	52
3592	Angelica	50
3662	Nordal	28
3667	Glow	22
3677	Camp	40
3678	Katy	8
3679	Judy	10
3701	Adam	6
3706	Fassa	36
3711	Tirreno	46
3722	Gallura	18
3723	Budelli	21
3724	Stintino	20
3725	Olbia	14
3746	Multiple charger	13
6725	Blade	65

**INDICE
ALFABETICO
ALPHABETICAL
INDEX**

product name	product code	page
ADAM	3701	6
ANEMONE	3590	52
ANGELICA	3592	50
ASTON	3585	30
ASTROS	3286	62
BLADE	6725	65
BUDELLI	3723	21
CAMP	3677	40
DOCK	3584	34
FASSA	3706	36
FIORDALISO	3583	32
GALAXY	3285	60
GALLURA	3722	18
GLICINE	3581	44
GLOW	3667	22
IBIZA	3589	48
JUDY	3679	10
KASA	3347	64
KATY	3678	8
KENT	3061	55
KYMI	3287	63
LYNN	3062	54
MOMO	3334	58
MULTIPLE CHARGER	3746	13
NAXAR	3238	59
NORDAL	3662	28
OLBIA	3725	14
SORRENTO	3379	69
STINTINO	3724	20
TIRRENO	3711	46
TRANI	3380	68
TRIS	3582	26
TUCSON	2937	66



- Tutti i prodotti FABAS LUCE che rientrano nell'ambito di applicazione della direttiva europea compatibilità elettromagnetica E.M.C. 2014/30/UE e successive modifiche e/o della direttiva europea bassa tensione B.T. 2014/35/UE e successive modifiche, soddisfano i requisiti richiesti e recano la marcatura "CE".
- All FABAS LUCE products fall within the range of application of the European electromagnetic compatibility E.M.C. directive 2014/30/UE and subsequent amendment and/or the European low voltage directive B.T. 2014/35/UE and subsequent, meet the required specifications and bear "CE" labelling.
- Tous les produits FABAS LUCE appartenant au champ d'application de la directive européenne compatibilité électromagnétique E.M.C. 2014/30/UE et modifications successives et/ou de la directive européenne basse tension B.T. 2014/35/UE et modification successive remplissent les conditions prévues et portent le marquage "CE".
- Alle Produkte von FABAS LUCE, die unter das Anwendungsgebiet der europäischen Richtlinien der elektromagnetischen Kompatibilität E.M.C. 2014/30/UE und nachfolgende Änderungen und/oder der europäischen Richtlinie der Niederspannung B.T. 2014/35/UE und nachfolgende Änderung fallen, entsprechen den erforderlichen Eigenschaften und tragen das "CE" -Kennzeichen.



- Apparecchio in cui la protezione contro la scossa elettrica si basa sull'alimentazione a bassissima tensione di sicurezza (SELV) e in cui non si producono tensioni superiori alla stessa.
- A luminaire in which protection against electric shock relies on supply at safety extra-low voltage (SELV) and in which voltages higher than those of SELV are not generated.
- Un appareil d'éclairage dans lequel la protection contre la décharge électrique se fonde sur l'alimentation à la très-basse tension de sûreté (SELV) et dans lesquelles tensions plus haut que ceux de SELV ne sont pas produits.
- Eine Beleuchtung, in der Schutz gegen Elektroschock auf Versorgungsmaterial an der sehr-niedrigen Spannung der Sicherheit (SELV) beruht und in in welchen Spannungen höher, als die von SELV werden nicht erzeugt.



- Lampada la cui protezione contro la scarica elettrica non si basa solo sull'isolamento di base dell'apparecchio, ma su un ulteriore sistema di sicurezza che consiste nel collegamento dei componenti conduttivi accessibili ad un conduttore di sicurezza (messa a terra) facente parte dell'impianto elettrico.
- Luminaire in which protection against electrical shocks is not just based on the basic insulation but also on an additional safety precautions consisting of connecting the accessible conductive parts to a safety conductor (earth), that is included in the electrical system.
- L'appareil d'éclairage dans lequel la protection contre des chocs électriques n'est pas simplement basée sur l'isolation principale mais également sur des mesures de sécurité additionnelles en consistent à relier les parties conductrices accessible à un conducteur de sûreté (la terre), celui inclus dans le système électrique.
- Leuchten in denen der Schutz gegen Stromschläge nicht nur auf der grundlegenden Isolierung basiert ist, sondern auch auf einer zusätzlichen Sicherheitsvorkehrung, bestehend aus den Anschluss der berührbaren leitfähigen Teile zu einem Schutzleiter (Erde), der in elektrischem System enthalten ist.



- Apparecchio omologato in classe II, con cablaggio a doppio isolamento. Durante l'installazione, tagliare il cavo di terra.
- Class II certified equipment, with double insulated wiring. During installation, cut earth wire.
- Appareil homologué en Classe II, avec câblage à double isolation. Pendant l'installation, couper le câble de terre.
- In Klasse II zugelassene Apparate mit doppelt isolierter Verkabelung. Während der Montage schneiden sie das Erdekabel.

LAMPADINA INCLUSA
BULB INCLUDED
AMPOULE INCLUSE
LEUCHTMITTEL INKLUSIV

E14

GU10

G9

LED

LAMPADINA ESCLUSA
BULB EXCLUDED
AMPOULE EXCLUE
LEUCHTMITTEL NICHT INKLUSIV

E14

GU10

E27

IP20

- Protetto contro corpi solidi maggiori di 12 mm.
- Protected against solid objects greater than 12 mm.
- Protégé contre les corps solides supérieur à 12 mm.
- Schutz vor dem Eindringen von Stoffen mit einem Durchmesser von mehr als 12 mm.

IP40

- Protetto contro corpi solidi maggiori di 1 mm.
- Protected against solid objects greater than 1 mm.
- Protégé contre les corps solides supérieur à 1 mm.
- Schutz vor dem Eindringen von Stoffen mit einem Durchmesser von mehr als 1 mm.

IP41

- Protetto contro corpi solidi maggiori di 1 mm e contro lo stilibicidio.
- Protected against solid objects greater than 1 mm and dripping water.
- Protégé contre les corps solides supérieurs à 1 mm et contre les chutes verticales de gouttes d'eau (condensation).
- Schutz vor dem Eindringen von Stoffen mit einem Durchmesser von mehr als 1 mm und vor dem Eindringen von Tropfen.

IP44

- Protetto contro corpi solidi maggiori di 1 mm e contro gli spruzzi.
- Protected against solid objects greater than 1 mm and splashing water.
- Protégé contre les corps solides supérieur à 1 mm et de giclées d'eau.
- Schutz vor dem Eindringen von Stoffen mit einem Durchmesser von mehr als 1 mm und vor dem Eindringen von Spritzwasser.

IP54

- Protetto contro la polvere e contro gli spruzzi.
- Protected against dust and splashing water.
- Protégé contre la poussière et de giclées d'eau.
- Geschützt gegen Staub und Spritzwasser.

IP65

- Totalmente protetto contro la polvere e i getti.
- Fully protected against dust and water jets.
- Totalemt protégé contre la poussière et jets d'eau.
- Kompletta staubdicht und geschützt gegen Strahlwasser.



THE NEW BRAND
OF **FABAS LUCE**

www.lamialuce.eu

© DITRE IDEAS MAKERS

graphic artwork & photo editing
Ditre.com

photo
Quasarfoto.com

printed in Italy
June 2022

È VIETATA LA RIPRODUZIONE ANCHE
PARZIALE DI QUESTO CATALOGO.
IT IS FORBIDDEN TO REPRODUCE
ANY PART OF THIS CATALOGUE.



FABAS LUCE S.p.A. Sede

Via Luigi Talamoni, 75
20861 Brugherio (MB) Italy
Tel. 0039 039 890 69 1
0039 039 214 22 06
Fax 0039 039 214 22 08

www.fabasluce.it
info@fabasluce.it
venditefabas@fabasluce.it
salesdept@fabasluce.it

FABAS LUCE GmbH

Westring, 5
D-59759 Arnsberg Germany
Tel. 0049 29 32 / 8 90 16 60
Fax 0049 29 32 / 8 90 16 62
vertrieb@fabasluce.com

certificati / certificates



IT - 84134



Sistema Gestione Qualità Certificato
UNI EN ISO 9001 N°9105.FBSL



www.lamialuce.eu

